

NEXTSTEP

NextStep dosing pumps are designed for high resolution metering control and reliability and cover a wide range of applications. The advanced microprocessor driven stepper motor allows for digital control of both the discharge stroke and the suction stroke duration evenly distributing the chemical into the process. This wide range of control and reduced pulsation allows for reliable metering of off gassing and viscous chemicals with extremely high accuracy. NextStep pumps are rated for continuous duty and even backed by a five-year warranty that includes the diaphragm.

Programming is simplified using a dial knob interface and intuitive symbols and prompts. A large easy to read multi-color backlit display indicates pump status with four different backlight colors. With multiple operating modes to choose from, the operator can precisely set the flow rate required by the application and easily read it directly in GPH, LPH and % on the graphic display.

FEATURES

3,333:1 TURNDOWN RATIO

- Produces a nearly constant chemical discharge
- 100% to 0.1% capacity control
- Suction stroke duration is adjustable from 100% to 30%

MULTIPLE OPERATING MODES

- Proportional control
 - by a 0/4-20mA input or 0-10 VDC signal
 - by pulse input, controlled based on a PPM setpoint, % setpoint or Oz/Pulse, or the flow rate of the pump in GPH/LPH
- Batch control by dry contact signal or manual activation
- Start-pause control based on a cycle time
- Daily and weekly timer
- Constant output mode

INPUTS

- Low tank level with alarm and warning indicator
- Water meter pulse input
- Stand-by mode input
- Dry contact input for remote start or stop
- 0/4-20mA or 0-10 VDC input

OUTPUTS

- Alarm relay (Selectable alarms)
- Selectable as N.C. or N.O: Level, Stand by, Overflow, High Temperature, No input, Overpressure
- 4-20mA output

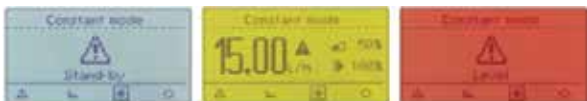
LIQUID END CONSTRUCTION

- PVDF, Polypropylene, or 316 SS Head with integrated bleed valve
- Double check valves
- Solid PTFE diaphragm with a 5-year warranty

ACCESSORIES INCLUDED

- PVDF injection valve
- Foot valve strainer with integrated low tank level switch
- Suction, discharge and bleed return tubing
- Input and output cables

Operating messages are easily recognizable by different background colors of the display:



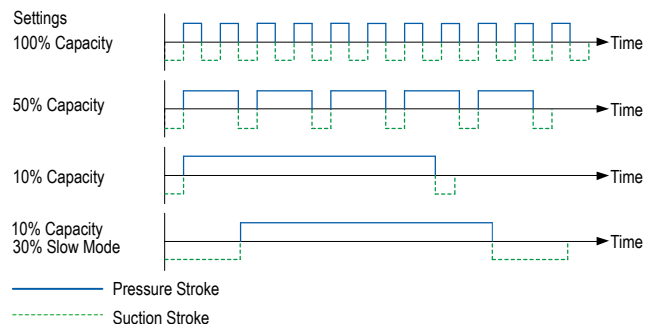
White: Stand-By
Green: Working

Yellow: Warning (low level tank)
Red: System Alarm



MH67214
DOSING PUMP
NSFANSI/CAN 61

INTERFACE



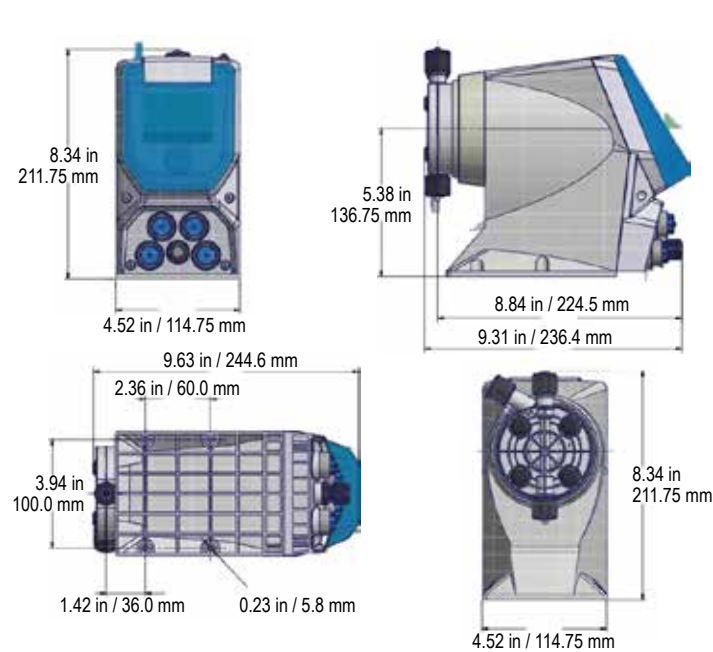
SPECIFICATIONS

| MODEL | NS1 | NS2 | NS3 | NS4 | NS5 | NS6 | NS7 | NS8 | NS9 |
|---------------------------------------|--------------------------------|----------|----------|----------|----------|-----------|-----------|-----------|-----------|
| Flow GPH / LPH | 0.5 / 2 | 1.3 / 5 | 2 / 8 | 3.4 / 13 | 5.3 / 20 | 7.4 / 28 | 13.2 / 50 | 18.4 / 70 | 21.1 / 80 |
| Pressure Max PSI / BAR | 362 / 25 | 290 / 20 | 232 / 16 | 145 / 10 | 101 / 7 | 72 / 5 | 58 / 4 | 43 / 3 | 29 / 2 |
| Pump Head Material | PVDF, Polypropylene, or 316 SS | | | | | | | | |
| Diaphragm | PTFE | | | | | | | | |
| O-Rings and Valve Seats (Check Balls) | FKM B, EPDM (Ceramic or PTFE) | | | | | | | | |
| Liquid-Ends (S/D) Tubing Size | 3/8" O.D. | | | | | 1/2" O.D. | | | |
| Injection Valve | 1/2" MNPT | | | | | | 3/4" MNPT | | |

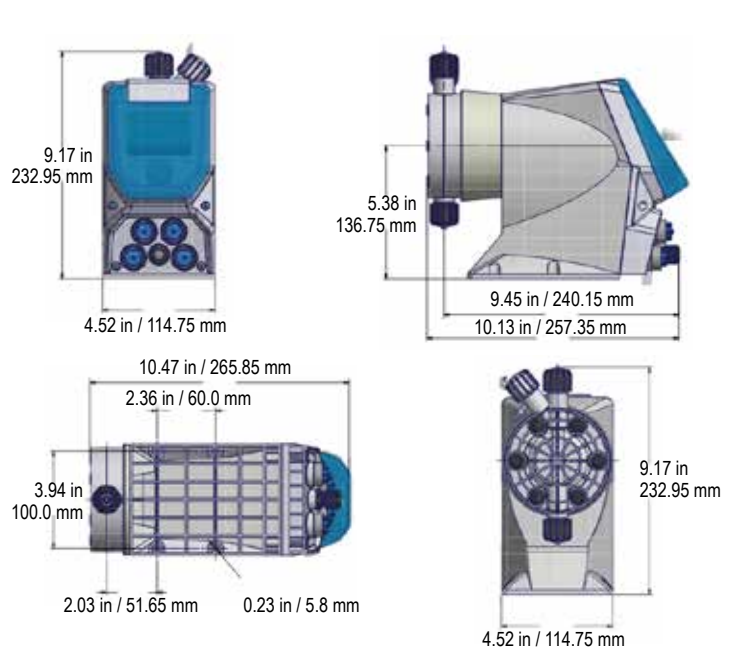
ENGINEERING DATA

| | | | |
|----------------------------|---|-----------------------------------|--|
| Capacity Control | 100% to 0.1% | Protection | IP65 Humidity 85% and T ≤ 104°F, 40°C 70% and T = 86°F, 50°C (Non-Condensing) |
| Slow Mode | From 100% to 30% | Pump Housing | PP Plastic Reinforced With Glass Fiber |
| Viscosity | 100 CPS @ 100% Slow Mode 1,000 CPS @ 30% Slow Mode | Operating Temperature °F | 33.8 - 113°F |
| Input Pulses | Max. 24VDC, Max. 50mA | Transport and Storage Temperature | 14 - 122°F |
| Input Pulses (Hall Effect) | Max. 12VDC, Max. 50mA, with +12V output | Power Supply | 90 - 240 VAC, 50/60 Hz |
| Input Analog | 0/4 - 20mA 0 - 10V (Max Load 500 Ω) | Energy Consumption | 30W |
| Outputs Alarm | Dry Contact Relay N.O./C/N.C. Max Load 250 VAC, 2A | Communication | RS485 / Modbus RTU (Optional) |
| Level Connection | 12VDC, Max. 50mA | Audible Noise | 52.8 dB (Equivalent Continuous Level Of "A" Weighted Sound Pressure) |
| | | Repeatability | ± 1% |
| | | Net Weight | 9 lbs. (With "PVDF" Pump Head) |

DIMENSIONS NextStep NS1, NS2, NS4



DIMENSIONS NextStep NS3, NS5 thru NS9



2883 Brighton Henrietta Town Line Rd
Rochester, NY 14623
Phone: +1 (585) 292-8000
pulsa@idexcorp.com

27101 Airport Rd
Punta Gorda, FL 33982
Phone: +1 (941) 575-3800
pulsaspo.cs@idexcorp.com

EMP034 B25



Pulsafeeder, Inc.
A Unit of IDEX Corporation
An ISO Certified Company



Order Online: www.PumpCatalog.com